























Set 2 and Set 3 sounds are taught in the following order alongside the accompanying pictures and rhymes:

Speed Sounds Set 2

ay  may I play?	ee  what can you see?	igh  fly high	ow  blow the snow	oo  poo at the zoo
oo  look at a book	ar  start the car	or  shut the door	air  that's not fair	ir  whirl and twirl

Speed Sounds Set 3

ea  cup of tea	oi  spoil the boy	ou  shout it out	oy  toy for a boy	
a-e  make a cake	i-e  nice smile	o-e  phone home	u-e  huge brute	aw  yawn at dawn
are  care and share	ur  nurse with a purse	er  a better letter	ow  brown cow	ai  snail in the rain
oa  goat in a boat	ew  chew the stew	ire  fire, fire!	ear  hear with your ear	ure  sure it's pure